

W. W. Carey,
 Lathe Tool.

No 81,338.

Patented Aug. 25, 1868.

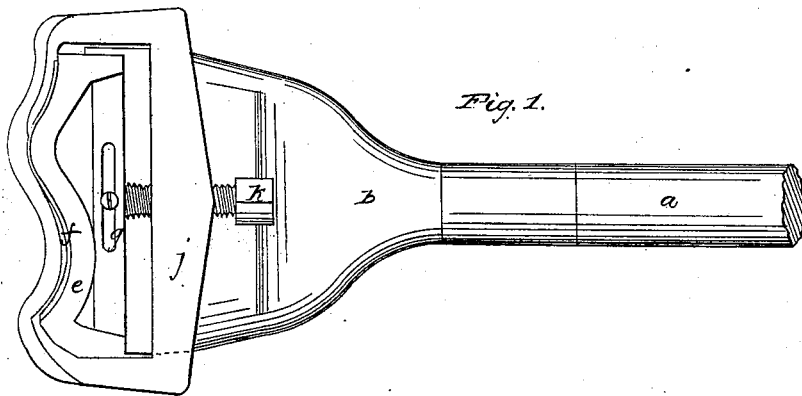


Fig. 1.

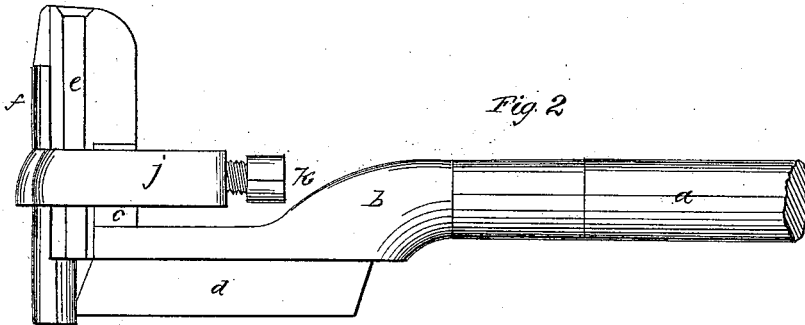


Fig. 2.

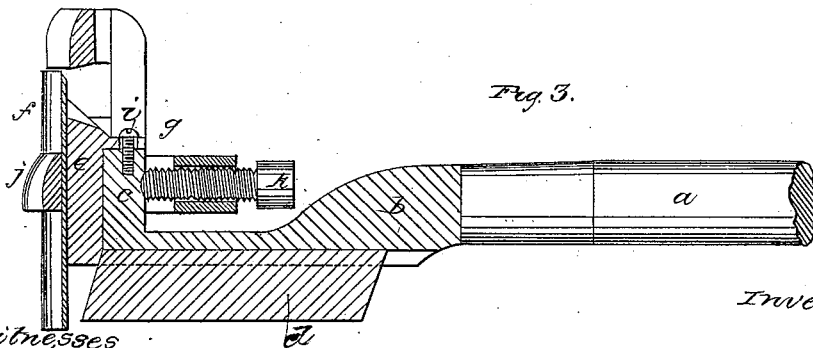


Fig. 3.

Witnesses
 J. M. Prescott
 Geo. A. Rovey

Inventor
 Wilson W. Carey

United States Patent Office.

WILSON W. CAREY, OF LOWELL, MASSACHUSETTS, ASSIGNOR TO HIMSELF
AND GEORGE W. HARRIS, OF SAME PLACE.

Letters Patent No. 81,338, dated August 25, 1868.

IMPROVEMENT IN TOOLS FOR TURNING MOULDINGS.

The Schedule referred to in these Letters Patent and making part of the same.

TO ALL WHOM IT MAY CONCERN:

Be it known that I, WILSON W. CAREY, of Lowell, in the county of Middlesex, and State of Massachusetts, have invented new and useful Improvements in Hand-Moulding Tools for Turning Wood; and I do hereby declare that the following is a full and exact description thereof, reference being had to the accompanying drawings, and to the letters of reference marked thereon.

The nature of my invention consists in providing for hand-moulding tools an adjustable cutter-block, its object being to assist and aid in accurately adjusting the cutter, whereby the different cutters may be so adjusted, in each tool, as to match the moulding made by the one that preceded it, thus, instead of leaving some portions of the piece of wood to be turned unfinished and rough, completely finishing and leaving the same in the desired true and smooth shape.

To enable others skilled in the art to make and use my invention, I will proceed to describe its construction and operation.

Figure 1 represents a plan of a hand-tool with my improved device attached.

Figure 2 represents a side elevation of the same.

Figure 3 represents a longitudinal section of the same.

Similar letters in the different figures indicate corresponding parts.

I construct my improved hand-moulding tool with a handle, *a*, which is secured to the stock *b* by a proper shank. The stock *b* is provided with a seat, *c*, and guide *d*, the object of this guide being to assist in operating the tool. *e* is the adjustable cutter-block, its form being the same as the cutter *f*, and is provided with a slot, *g*, which comes directly over and on the screw-seat *c*, and is adjusted and secured to the same by the screw *i*. Near the top of this cutter-block, an opening is made to allow the turnings of wood to pass through, thus keeping the cutter *f* clear. This cutter-block *e* and cutter *f* are secured and held in position by aid of the clamp *j* and set-screw *k*.

These several devices comprising the hand-moulding tool being thus arranged, and its several parts adjusted in position, is then ready for use.

In turning wood for different purposes, a great variety of mouldings is desired on each and almost every separate piece. For each different form of moulding, it requires a separate tool, the cutter of which is formed of the desired shape, to correspond with the moulding required.

Oftentimes the same tool is used many times, at different distances from each other, and the spaces left between are turned in different forms, requiring tools with a large variety of mouldings. Where these different forms come together, or where the same tool is used throughout the entire piece of wood to be turned, much trouble is experienced, in their not matching as nicely and accurately as they ought to, leaving, at different ends of the cutters, portions of wood that the cutters do not finish, which have to be removed and trued with a common turning-chisel, thus causing a loss of time, labor, and extra expense.

To produce the almost endless variety of forms or shapes of mouldings required, the same moulding-tool "which practically cannot exceed six inches in length," may be used alternately throughout the length of the piece, or it may be used at unequal distances from each other, the intervening spaces supplied with a moulding-tool which would produce an entirely different shape and form of moulding.

In either and all of the above cases, heretofore, invariably the cutter-tool in use cannot, by the present device, "now in common use," be adjusted, either to the right or left, as the case may be, so as to form a moulding that its ends would match or agree with the moulding or mouldings previously made by the last cutter or cutters applied, thus leaving, between the mouldings made by the different tools, portions of wood resembling rough rings around the wood turned, of various sizes and shapes, which, if left on, would destroy the beauty and symmetry of the mouldings, making the work imperfect and valueless. Consequently the operator, to finish the same, is compelled to use a common chisel to remove these rough portions of wood, requiring extra time and labor in the operation, and never able to make a complete finish to the same.

What I claim as my invention, and desire to secure by Letters Patent, is—

The adjustable cutter-block *e*, when arranged as described, and for the purposes fully set forth.

WILSON W. CAREY.

Witnesses:

J. H. PRESCOTT,
GEO. E. PEVEY.